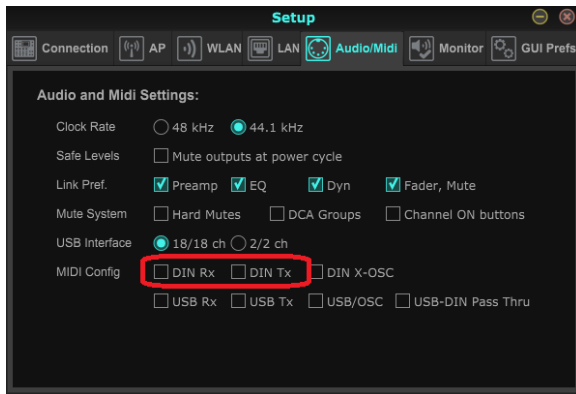


Behringer X-Air with BCF2000 remote

Since I could not find the right way to set up how to control a Behringer X-Air with a Behringer BCF2000 on one forum, I wrote the steps down. I own a Behringer X18 (firmware 1.17) and a BCF2000 (firmware 1.10). I have tested it on those devices. Probably it will work on the others.

Setup X-air


In the X Air Edit app: Setup > Audio/Midi> switch off DIN Rx and Din Tx (strange, but this is the only way)



Connect the BCF2000 with 2 midi cables Mini-in to Midi out and Midi-out to Midi-in

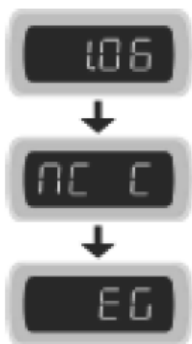
Switch off the BCF2000

Hold the top button second from left. (Other Mackie modes will also work.)



Switch on the BCF2000

The display indicates:



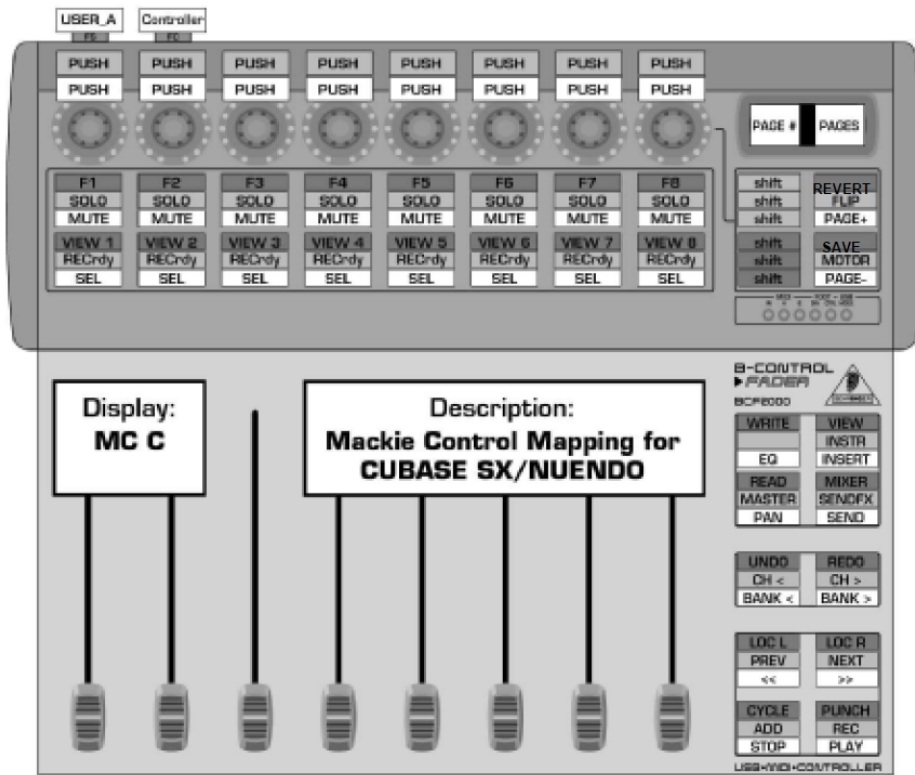
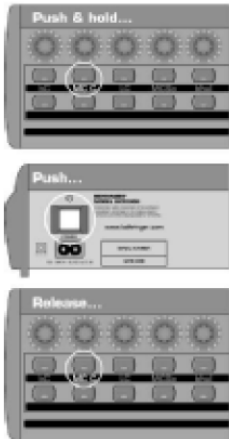
Rotate the most left rotary knob to S-4 (standalone mode)

Press the Exit knob

The leds at Midi-In and Midi-B will flash contently

When moving a fader Midi-A will flash.

Emulation Mode Select:



Please consider color code!

dark grey = LOWER SHIFT function
 light grey = UPPER SHIFT function
 white = NO SHIFT function

Source:

- Music tribe forum
- BCF2000_Emulation_modes.pdf